

**evander** | WINDOWS,  
DOORS AND  
GLAZING



**Solid Timber Core  
Composite Doors**

[evander.com](https://evander.com)



## Solid to the core

The Encore Range is the ultimate in composite door technology and performance. Meticulously constructed from 48mm solid engineered timber core to provide reassuring strength and rigidity, not to mention its proven resistance to warping, twisting and bowing.

Encore doors also use advanced Cool Skin heat reflective door skin technology to reduce heat absorption, and offer improved scratch resistance and weather performance.

The Encore range has been carefully produced using only the highest quality materials, built to last and has been subject to rigorous testing, giving homeowners total peace of mind.







## The Encore Door Benefits



Choice of popular style to suit all tastes



High performance engineered timber core



Cool Skin heat reflective door skin technology



Perfect frame & door leaf colour matching option



Encapsulated edge banding around the perimeter of the door for a neat, waterproof finish



Available with coloured internal faces



Available with the option to upgrade to PAS24 and Secure By Design accreditation








## Select a style



Page 09




Page 09




Page 09




Page 10



Page 11



Page 12




Page 12




Page 13



Page 14




Page 15



Page 16




Page 17



Page 17




Page 17




Page 18




Page 19



Page 19



Page 19




Page 19


## Colour Options

The Encore range is available in a choice of colours that enhance the rich deep grain appearance that no other door can match. And if your're looking for a truly coordinated look to your home, Encore doors are available with a perfectly matched frame, should you require it\*.


### Standard colours




White




Red



Green



Blue



Black



Anthracite Grey



Chartwell Green



Ice Cream




Duck Egg




Agate Grey



Silver Grey



Rosewood



Cherrywood

\*Excluding Duck Egg and Silver Grey.






# Blenheim | Encore range

## Blenheim Glazing Options



## Colour options




Images for illustrative purposes only. Alternative hardware placement must be specified at point of order **and is subject to overall doorset width.**

\*Glass tile is available in Red, Magenta, Blue, Green, Black or Grey






Westminster Glazing Options




Colour options




Images for illustrative purposes only. Alternative hardware placement must be specified at point of order **and is subject to overall doorset width.**  
\*Glass tile is available in Red, Magenta, Blue, Green, Black or Grey



Osborne Glazing Options



Colour options





Images for illustrative purposes only. Alternative hardware placement must be specified at point of order **and is subject to overall doorset width.**


# Carisbrooke 2 | Encore range



## Carisbrooke 2 Glazing Options



## Colour options




Images for illustrative purposes only. Alternative hardware placement must be specified at point of order **and is subject to overall doorset width.**


# Carisbrooke 4 | Encore range



## Carisbrooke 4 Glazing Options



## Colour options




Images for illustrative purposes only. Alternative hardware placement must be specified at point of order **and is subject to overall doorset width.**






Balmoral Glazing Options



Colour options




Images for illustrative purposes only. Alternative hardware placement must be specified at point of order **and is subject to overall doorset width.**



Buckingham 3 Glazing Options



Colour options




Images for illustrative purposes only. Alternative hardware placement must be specified at point of order **and is subject to overall doorset width.**

\*Door Style also available as a Buckingham






## Berkeley Glazing Options




## Colour options




Images for illustrative purposes only. Alternative hardware placement must be specified at point of order **and is subject to overall doorset width.**



## Highgrove Glazing Options



## Colour options




Images for illustrative purposes only. Alternative hardware placement must be specified at point of order **and is subject to overall doorset width.**






Hampton Glazing Options




Colour options




Images for illustrative purposes only. Alternative hardware placement must be specified at point of order **and is subject to overall doorset width.**  
\*Glass tile is available in Red, Magenta, Blue, Green, Black or Grey



St. James Glazing Options



Colour options



Images for illustrative purposes only. Alternative hardware placement must be specified at point of order **and is subject to overall doorset width.**  
\*Glass tile is available in Red, Magenta, Blue, Green, Black or Grey # Glazing design not available in the St. James Mid.



# Hardware Options | Premier range


Keeping things simple our **Premier Range** of furniture offer a great selection of entry level furniture. Due to the stainless steel outer design, these are particularly suited to coastal locations

AS  
STANDARD  
ON ALL  
DOORS

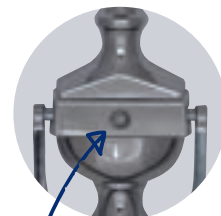
## Handles



## Letter plates



## Urn Knockers



Urn knockers are also available with a viewer.

## Letters & numerals



## Hinge Range

### SFS 2D-C Hinge


Available in: White, Light Brown, Rosewood, Black, Chrome, Gold, Anthracite Grey.



# Hardware Options | Premier Plus range

With a wider selection of colours and accessories our **Premier Plus range** will be a great addition to your door.

## Handles



## Urn Knockers



## Horse tail knocker




Also available in Black and Antique Black.



# Hardware Options

Premier Plus range

## Letter plates



Gold



Black



Graphite



Antique Black



Chrome

## Contemporary Knocker

Available in Gold, Chrome, Black, Antique Black.



## Letters & numerals




Gold



Black



Graphite



Chrome



Antique Black

# Hardware Options

Deluxe range

Add the finishing touches to our contemporary door range using this sleek range of accessories.

## Central knob



Brushed Steel

## Yale 2\* finger pull



Available in Gold and Chrome


## Escutcheon



Available in Stainless Steel and Black

## Round stainless steel pull bars

Also available in Black



## Rectangular stainless steel pull bars

Also available in Black








Obscure glazed doors are available in a wide range of patterned glass options to meet your taste and privacy requirements. These can also be manufactured with safety glass where PAS24 security is required.

Obscure double glazed options

Doors which offer an obscure glass option can use any of the below designs.



Stippolyte\*



Arctic



Digital



Minster\*



Taffetta



Everglade



Pelerine



Autumn



Chantilly



Charcoal



Contora



Cotswold\*



Flemish



Florielle



Mayflower



Oak



Sycamore

\* Available on a 10 day lead-time.







